

**TREASURER'S REPORT**  
City of Upland - Successor Agency - Public Financing Authority

For Period Ended  
February 29, 2024

Investment Portfolio	Cost	Par Value	Market Value	% of Portfolio
State Local Agency Investment Fund	10,142,478	10,142,478	10,179,928	7.5%
California Asset Management Plan	31,221,545	31,221,545	31,221,545	23.0%
Negotiable Certificates of Deposit	26,132,517	26,106,000	25,738,967	19.0%
Money Market Fund	6,264,033	6,264,033	6,264,033	4.6%
Municipal Bonds	1,555,370	1,605,000	1,529,703	1.1%
Government Agency Securities	61,930,444	61,970,000	59,106,065	43.6%
US Treasury	1,697,325	1,750,000	1,610,845	1.2%
<b>Total Investments</b>	<b>\$ 138,943,711</b>	<b>\$ 139,059,055</b>	<b>\$ 135,651,085</b>	<b>100.0%</b>

<b>Weighted Average Days to Maturity</b>	443.18
Blended Yield:	2.94%

Cash	Cost	Market Value
Bank Accounts and Change Funds	7,286,941	7,286,941
<b>Total Cash</b>	<b>\$ 7,286,941</b>	<b>\$ 7,286,941</b>

<b>Total Cash and Investments</b>	<b>\$ 146,230,652</b>	<b>\$ 142,938,026</b>
-----------------------------------	-----------------------	-----------------------

PARS Investment Portfolio	Cost	Market Value
115 Trust-OPEB Investment	1,502,000	1,898,632
115 Trust-Pension Investment	4,412,148	4,775,020
<b>Total Restricted Funds Held in Trust</b>	<b>\$ 5,914,148</b>	<b>\$ 6,673,652</b>

Benchmarks:	
LAIF	4.12%
CAMP	5.50%
2yr U.S. Treasury	4.64%
5yr U.S. Treasury	4.26%

Restricted Funds with Fiscal Agent	Book Value	Market Value
Water Revenue Bonds 2022	15,501,435	15,501,435
Water System Lease Revenue Refunding Bonds 2021	25	25
Successor Agency TARBS 2013/2016-Merged Project	223,344	223,344
Colonies CFD Area #1 2022	1,311,297	1,311,297
Colonies CFD Area #2 2015	2,236,488	2,236,488
Upland 54 CFD 2004	231,819	231,819
Sycamore Hills CFD 2015-1	1,006,794	1,006,794
Harvest at Upland CFD 2016-1 Area #1	912,960	912,960
Harvest at Upland CFD 2016-1 Area #2	2,583,777	2,583,777
Enclave at Upland CFD 2022-1	4,145,681	4,145,681
Sycamore Hills CFD 2015-1-2 STB 2022A	1,049,013	1,049,013
<b>Total Restricted Funds</b>	<b>\$ 29,202,632</b>	<b>\$ 29,202,632</b>

- I hereby certify that the investments are in compliance with the investment policy adopted by the City Council in September 2023.
- The City has the ability to meet its budgeted expenditures for the next six months.
- The market values for funds held in banking institutions do not change. The amounts listed as market values for these items are the same as their book values.
- The book value for the State Pool is the withdrawal value provided by the State Treasurer. The market value of funds held by the State Treasurer equates to the City's pro-rata share of the market value of the entire State Pool.
- Sources for current market valuation are Account Statements and the Wall Street Journal GNMA Mortgage rates on the last trading day of the month.
- This report meets the requirements of Government Code Section 53646.

  
\_\_\_\_\_  
Assistant City Manager (Finance Director)

3/14/24  
\_\_\_\_\_  
Date

  
\_\_\_\_\_  
City Treasurer

3/18/24  
\_\_\_\_\_  
Date

**TREASURER'S REPORT**

City of Upland - Successor Agency - Public Financing Authority

**State Local Agency Investment Fund**

**For Period Ended  
February 29, 2024**

<u>Fund or Account</u>		<u>Account Balance</u>	
City	98-36-942	<u>10,142,478</u>	<b>Market Value</b>
	<b>Totals</b>	<b><u>\$ 10,142,478</u></b>	<b><u>\$ 10,179,928</u></b>
<b>Yield for Period Ended</b>	<b>2/29/2024</b>	<b><u>4.12%</u></b>	

**TREASURER'S REPORT**

City of Upland - Successor Agency - Public Financing Authority

**California Asset Management Plan**

**For Period Ended  
February 29, 2024**

<u>Fund or Account</u>		<u>Account Balance</u>	
City of Upland	6113-001	<u>31,221,545</u>	<b>Market Value</b>
	<b>Totals</b>	<b><u>\$ 31,221,545</u></b>	<b><u>\$ 31,221,545</u></b>
<b>Yield for Period Ended</b>	<b>2/29/2024</b>		5.50%

**TREASURER'S REPORT**

City of Upland - Successor Agency - Public Financing Authority

**US Bank Investments**

**For Period Ended  
February 29, 2024**

Investment Name	CUSIP	Cost	Par Value	Market Value	Stated Rate	Maturity Date
<b>Negotiable Certificates of Deposit</b>						
Bank Hapoalim CD	06251AW48	246,233	235,000	234,579	2.90%	03/25/2024
Celtic Bank CD	15118RUQ8	250,000	250,000	249,123	1.25%	04/02/2024
UBS Bank USA CD	90348JJQ4	260,650	250,000	249,483	2.91%	04/03/2024
American First CU CD	02616ABZ1	248,000	248,000	247,804	5.00%	04/26/2024
Morgan Stanley Private Bank CD	61760AZR3	250,000	250,000	248,863	2.76%	05/02/2024
Evergreen Bank Group CD	300185KL8	250,000	250,000	246,943	0.25%	05/28/2024
Western CD	95763PNQ0	237,000	237,000	236,905	5.35%	06/05/2024
Jovia Financial FCU CD	48115LAE4	242,900	249,000	247,399	2.87%	06/07/2024
CIBC Bank USA CD	12547CBP2	237,000	237,000	236,844	5.25%	06/13/2024
Mountain Pac Bk CD	62424PAC6	237,000	237,000	236,818	5.20%	07/19/2024
Wells Fargo Bk CD	949764DS0	237,000	237,000	236,912	5.30%	07/24/2024
Blupeak CU CD	09644EAB8	150,000	150,000	150,149	5.65%	07/25/2024
Bank Hope CD	062683HV2	243,000	243,000	242,891	5.10%	08/12/2024
First Farmers Bank & Trust CD	320165JK0	246,682	235,000	230,963	1.78%	09/04/2024
The Bank of the Valley CD	06543PCN3	250,000	250,000	243,123	0.36%	09/30/2024
Pentagon FCU CD	70962LAJ1	250,000	250,000	244,158	0.51%	09/30/2024
Fifth Third Bank CD	316777YV7	236,000	236,000	236,389	5.49%	10/17/2024
Pacific Western Bank CD	69506YYX1	243,000	243,000	243,122	5.15%	11/12/2024
Magnolia Bank Inc CD	559582AP6	250,000	250,000	241,455	0.36%	11/25/2024
InFirst FCU CD	45673RAA9	236,675	249,000	243,151	1.89%	11/27/2024
State Bank of India CD	856285RS2	252,625	250,000	244,480	2.10%	11/27/2024
Manufacturers Traders Trust Co CD	564759RJ9	244,000	244,000	243,641	4.91%	12/09/2024
Keypoint CU CD	49332PAC4	248,000	248,000	248,565	5.39%	12/27/2024
WebBank Salt CD	947547NT8	248,000	248,000	239,814	1.03%	12/30/2024
Arsenal CU CD	04288LAA6	248,000	248,000	248,042	5.10%	01/25/2025
Spokane Teachers CD	849061AC0	248,000	248,000	249,369	5.62%	01/28/2025
Enerbank USA CD	29278TMR8	250,000	250,000	242,748	1.85%	01/29/2025
Merrick Bank CD	59013KFH4	250,000	250,000	242,638	1.80%	01/31/2025
General Electric CU CD	369674CJ3	250,000	250,000	249,925	5.01%	02/14/2025
Insight CU CD	45791JAC0	250,000	250,000	250,050	5.10%	02/27/2025
Poppy Bank CD	73319FAF6	235,893	229,000	219,872	1.15%	03/18/2025
Medallion Bank CD	58404DGG1	250,000	250,000	240,415	1.35%	03/27/2025
Industrial Commercial Bank China CD	45581ECJ8	250,000	250,000	238,125	0.47%	03/31/2025
Partners Bank of California CD	70212YAZ5	250,000	250,000	239,495	1.04%	04/02/2025
Souther States Bank CD	843879EZ6	249,000	249,000	247,613	4.48%	04/14/2025
1st Security Bank of Washington CD	33625CDR7	250,000	250,000	237,193	0.32%	04/16/2025
Third Federal Savings & Loan CD	88413QDE5	250,000	250,000	237,733	0.84%	05/23/2025
Liberty FED CD	53052LAU3	248,000	248,000	248,548	5.10%	06/09/2025
Southeast Bank CD	84133PFC7	250,000	250,000	236,038	0.48%	06/17/2025
Connexus CU CD	20825WBR0	250,000	250,000	250,800	5.14%	06/23/2025
Tandem Bank CD	87537YAB0	250,000	250,000	236,693	0.58%	06/23/2025
Meritrust FCU MTN CD	59001PAR0	225,000	225,000	220,037	3.27%	06/30/2025
New York Community Bank CD	649447UY3	250,000	250,000	235,840	0.53%	07/01/2025
Technology CU CD	87868YAH6	248,000	248,000	248,104	5.10%	07/21/2025
Ideal CU CD	45157PAY6	125,000	125,000	123,481	4.05%	08/29/2025
Live Oak Banking Company CD	538036NV2	250,000	250,000	234,068	0.59%	09/16/2025
BMW Bank North America CD	05580AXF6	250,000	250,000	233,805	0.53%	09/25/2025
California CD	130162BB5	250,000	250,000	253,308	5.59%	10/27/2025

**TREASURER'S REPORT**  
City of Upland - Successor Agency - Public Financing Authority

**US Bank Investments**

**For Period Ended  
February 29, 2024**

Investment Name	CUSIP	Cost	Par Value	Market Value	Stated Rate	Maturity Date
JPMorgan Chase Bank CD	48128URC5	250,000	250,000	232,700	0.54%	11/10/2025
Greenstate CU CD	39573LCC0	250,000	250,000	233,905	0.96%	11/24/2025
Chartway FCU CD	16141BAD3	248,000	248,000	249,272	5.03%	12/16/2025
Alabama CU CD	01025RAF6	250,000	250,000	251,320	5.03%	12/22/2025
Ally Bank Utah	02007GH22	250,000	250,000	249,440	4.67%	12/22/2025
First Carolina Bank CD	31944MBJ3	250,000	250,000	231,560	0.54%	12/23/2025
Communitywide FCU CD	20416TAX0	250,000	250,000	249,855	4.71%	01/06/2026
Popular Bank CD	73317ABL5	250,000	250,000	247,195	4.15%	01/08/2026
City National Bank CD	178180GU3	250,000	250,000	248,335	4.39%	01/12/2026
Federal Home Ln MTG	3134GYEK4	1,250,000	1,250,000	1,247,125	5.16%	01/27/2026
USAlliance FCU CD	90352RCD5	100,000	100,000	93,856	1.44%	01/28/2026
Burke Herbert Financial Services CD	121331AT9	249,000	249,000	249,045	4.75%	02/13/2026
A+ FCU CD	00224TAN6	250,000	250,000	250,048	4.71%	02/17/2026
Freedom Bk of Virginai CD	35633MCT7	250,000	250,000	249,998	4.80%	02/17/2026
Connex CU CD	208212BD1	250,000	250,000	253,608	5.34%	03/18/2026
Union Bank CD	90520VAX1	250,000	250,000	230,138	0.65%	03/19/2026
Vibrant CU CD	92559TAL2	248,000	248,000	251,375	5.29%	03/20/2026
Clearpath FCU CD	18507MAB7	250,000	250,000	250,123	5.10%	04/27/2026
American Equity Bank CD	02568KAJ4	250,000	250,000	229,398	0.77%	05/27/2026
Global FCU CD	37892MAM6	248,000	248,000	250,460	4.97%	06/16/2026
Dort FCU CD	25844MBC1	250,000	250,000	252,220	4.78%	06/22/2026
Solarity CU CD	83418NAG6	248,000	248,000	250,802	5.02%	06/23/2026
Toyota Financial Savings Bank CD	89235MLE9	249,860	248,000	228,051	1.04%	07/29/2026
Gesa CU CD	37424PAH7	250,000	250,000	254,340	5.19%	07/31/2026
Continental Bank CD	211163MG2	250,000	250,000	227,475	0.66%	08/24/2026
FirstBank of Nebraska CD	32116PAR9	248,000	248,000	225,496	0.66%	08/27/2026
NBC Bancorp Inc CD	633398AA0	248,000	248,000	250,549	4.83%	09/14/2026
Red Crown Fed CD	756558AB8	200,000	200,000	205,002	5.31%	10/13/2026
Empower FCU CD	291916AE4	250,000	250,000	256,723	5.35%	10/23/2026
Texas Exchange Bank CD	88241TMG2	249,000	249,000	228,716	1.26%	11/13/2026
Malaga Bank CD	56102ABK1	250,000	250,000	227,635	0.94%	11/19/2026
BankUnited NA CD	066519RW1	249,000	249,000	229,767	1.47%	12/08/2026
Capital One NA CD	14042RQN4	250,000	250,000	230,083	1.37%	12/08/2026
Milestone Bk CD	59934MAK4	244,000	244,000	244,783	4.42%	12/15/2026
People's Bank CD	710275AH1	250,000	250,000	248,520	4.11%	01/12/2027
1st Source Bank CD	33646CNW0	250,000	250,000	250,118	4.60%	01/19/2027
Baxter CU CD	07181JAY0	250,000	250,000	251,720	4.51%	01/25/2027
Generations Bank C D	37149CAV9	250,000	250,000	241,903	3.24%	05/06/2027
Essential CU CD	29669XAP3	250,000	250,000	254,030	4.67%	06/15/2027
First Technology FCU CD	33715LEB2	249,000	249,000	244,944	3.74%	08/05/2027
Optum Bank Draper CD	68405VAU3	244,000	244,000	248,292	4.66%	09/13/2027
Preferred CU CD	74043RAA2	250,000	250,000	257,015	4.90%	09/15/2027
Iriquois Fed CD	46355PDQ8	249,000	249,000	253,567	4.65%	09/17/2027
True Sky Credit CD	89786MAH7	250,000	250,000	253,130	4.47%	11/30/2027
Rogue CU CD	77535MAG8	250,000	250,000	250,208	5.20%	12/23/2027
Fahey Banking Co CD	303117DG7	250,000	250,000	248,113	3.95%	01/12/2028
Freedom Northwest CD	356436AF2	249,000	249,000	249,110	4.70%	01/19/2028
Amoco FCU CD	31424AAA8	249,000	249,000	249,334	4.75%	02/08/2028
Customers Bank CD	23204HPB8	250,000	250,000	260,298	4.34%	06/14/2028

**TREASURER'S REPORT**

City of Upland - Successor Agency - Public Financing Authority

**US Bank Investments**

**For Period Ended  
February 29, 2024**

Investment Name	CUSIP	Cost	Par Value	Market Value	Stated Rate	Maturity Date
TTCU Federal CU CD	89854LAD5	250,000	250,000	259,300	4.84%	07/26/2028
Tucson FCU CD	898812AC6	250,000	250,000	259,585	4.84%	09/08/2028
American Exp CD	02589AEZ1	250,000	250,000	255,340	4.52%	09/13/2028
Discover Bank CD	254676AR0	250,000	250,000	255,983	4.56%	09/18/2028
Southern First CD	84287PJB9	244,000	244,000	252,699	4.70%	10/17/2028
City FCU Tax CD	17783PAJ0	249,000	249,000	247,860	3.98%	01/12/2029
		<b>\$ 26,132,517</b>	<b>\$ 26,106,000</b>	<b>\$ 25,738,967</b>		

**Money Market Fund**

Cash		5,000,000	5,000,000	5,000,000		
First American Govt OB Fund-Y	31846V203	1,264,033	1,264,033	1,264,033	4.91%	
<b>Money Market Fund Subtotal</b>		<b>6,264,033</b>	<b>6,264,033</b>	<b>6,264,033</b>		

**Municipal Bond Fund**

Klamath Trinity CA	498422JN5	25,100	25,000	24,596	1.22%	08/01/2024
Klamath Trinity CA	498422JJ4	30,150	30,000	29,058	1.57%	08/01/2025
San Bernardino CA	796720PA2	300,000	300,000	282,852	0.89%	08/01/2025
Riverside Cnty CA	76913CBA6	950,120	1,000,000	964,430	2.97%	02/15/2026
San Bernardino CA	796720PB0	250,000	250,000	228,768	1.19%	08/01/2026
<b>Municipal Bond Fund Subtotal</b>		<b>1,555,370</b>	<b>1,605,000</b>	<b>1,529,703</b>		

**Government Securities**

Federal Home Ln Bks DEB	3130ARFD8	754,654	770,000	768,645	2.55%	03/22/2024
Federal Home Ln Bks DEB	3130AQD34	500,000	500,000	498,320	0.82%	03/28/2024
Federal Home Ln Corp MTN	3134GWWJ64	1,500,000	1,500,000	1,479,315	0.40%	06/10/2024
Federal Home Ln Bks DEB	3130AQD42	500,000	500,000	492,750	0.93%	06/28/2024
Federal Home Ln Bks DEB	3130AQD59	1,250,000	1,250,000	1,220,525	1.02%	09/30/2024
Federal Home Ln Corp MTN	3134GWUX2	1,500,000	1,500,000	1,457,280	0.39%	09/30/2024
Federal Farm Credit Bks DEB	3133EMER9	1,500,000	1,500,000	1,438,320	0.49%	01/27/2025
Federal Farm Credit Bks DEB	3130AMZP0	1,500,000	1,500,000	1,433,730	0.68%	02/28/2025
Federal Farm Credit Bks DEB	3133EMTQ5	1,100,000	1,100,000	1,051,589	0.73%	03/17/2025
Federal Farm Credit Bks DEB	3130ALN34	1,100,000	1,100,000	1,048,564	0.73%	03/24/2025
Federal Farm Credit Bks DEB	3133EMBK7	1,500,000	1,500,000	1,431,330	0.47%	04/07/2025
Federal Farm Credit Bks DEB	3133ENHW3	1,250,000	1,250,000	1,192,813	1.22%	06/23/2025
Federal Farm Credit Bks DEB	3130ALPJ7	1,000,000	1,000,000	949,120	0.86%	06/30/2025
Federal Farm Credit Bks DEB	3136G4A45	1,500,000	1,500,000	1,417,815	0.75%	07/22/2025
Federal Home Ln Bks DEB	3130AUS70	1,500,000	1,500,000	1,490,445	5.03%	08/15/2025
Federal Farm Credit Bks DEB	3134GWH82	1,500,000	1,500,000	1,408,800	0.66%	09/08/2025
Federal National Mortgage Assoc	3134GWWT9	1,500,000	1,500,000	1,403,580	0.59%	09/30/2025
Federal Home Ln Corp MTN	3134GWZG4	2,000,000	2,000,000	1,868,660	0.64%	10/20/2025
Tennessee Valley Authority DEB	880591CJ9	781,658	750,000	771,608	6.53%	11/01/2025
Federal Home Ln Corp MTN	3134GXAP9	1,500,000	1,500,000	1,397,970	0.64%	11/12/2025
Federal Home Ln Corp	3134GXBM5	1,500,000	1,500,000	1,397,970	0.64%	11/12/2025

**TREASURER'S REPORT**

City of Upland - Successor Agency - Public Financing Authority

**US Bank Investments**

**For Period Ended  
February 29, 2024**

Investment Name	CUSIP	Cost	Par Value	Market Value	Stated Rate	Maturity Date
Federal Home Ln Corp MTN	3130AQ5D1	1,500,000	1,500,000	1,405,620	1.28%	12/22/2025
Federal Home Ln Corp MTN	3130AKLH7	1,500,000	1,500,000	1,403,175	0.53%	12/30/2025
Federal Home Ln Bks DEB	3130AKQX7	2,000,000	2,000,000	1,852,920	0.75%	01/28/2026
Federal Farm Credit Bks DEB	3130AKWK8	2,000,000	2,000,000	1,843,000	0.55%	02/12/2026
Federal Home Ln Bks DEB	3130AUS54	1,500,000	1,500,000	1,494,495	5.01%	02/17/2026
Federal National Mortgage Assoc MTN	3134GYJC7	1,250,000	1,250,000	1,248,250	5.40%	02/24/2026
Federal Farm Credit Bks DEB	3130AL6A7	1,000,000	1,000,000	927,560	0.64%	02/26/2026
Federal Farm Credit Bks DEB	3130AL6L3	1,000,000	1,000,000	925,900	0.54%	02/26/2026
Federal Farm Credit Bks DEB	3133EPPR0	750,803	750,000	750,360	4.61%	04/10/2026
Federal Farm Credit Bks DEB	3130ALZ80	1,300,000	1,300,000	1,232,582	0.79%	04/29/2026
Federal Farm Credit Bks DEB	3130AMBD3	1,500,000	1,500,000	1,405,110	1.06%	05/12/2026
Federal Farm Credit Bks DEB	3130AMET5	2,000,000	2,000,000	1,885,460	1.06%	05/27/2026
Federal Farm Credit Bks DEB	3130AN3R9	1,500,000	1,500,000	1,378,050	1.22%	07/20/2026
Federal Farm Credit Bks DEB	3133ENAF7	1,235,150	1,250,000	1,141,138	1.09%	10/07/2026
Federal Farm Credit Bks DEB	3130APJ55	1,600,000	1,600,000	1,465,232	1.36%	10/26/2026
Federal Farm Credit Bks DEB	3134GW4C7	1,379,420	1,400,000	1,269,156	0.88%	10/27/2026
Federal Farm Credit Bks DEB	3130APU37	1,500,000	1,500,000	1,368,285	1.42%	11/24/2026
Federal Home Ln Corp MTN	3130APV51	2,000,000	2,000,000	1,888,860	1.05%	11/24/2026
Federal Home Ln Bks DEB	3130ARCL3	1,000,000	1,000,000	938,510	2.65%	03/30/2027
Federal Home Ln Bks DEB	3130ARKL4	591,600	600,000	591,144	3.28%	04/21/2027
Federal Home Ln M C MTN	3134GXSB1	1,000,000	1,000,000	996,400	3.01%	05/17/2027
Federal Home Ln Bks DEB	3130AWBZ2	998,300	1,000,000	989,020	4.15%	06/11/2027
Federal Home Ln Bks DEB	3130AUS88	1,500,000	1,500,000	1,480,365	5.05%	02/16/2028
Federal Home Ln Bks DEB	3130AUX33	599,100	600,000	598,626	5.48%	02/22/2028
Federal Home Ln Bks DEB	3130AWTR1	1,991,760	2,000,000	2,009,540	4.32%	09/08/2028
Federal Farm Credit Bks DEB	3133EPN50	998,000	1,000,000	998,160	4.22%	12/15/2028
<b>Government Securities Subtotal</b>		<b>61,930,444</b>	<b>61,970,000</b>	<b>59,106,065</b>		
<b>US Treasury</b>						
US Treasury Note	91282CBC4	1,476,450	1,500,000	1,387,740	0.40%	12/31/2025
US Treasury Note	912828ZE3	220,875	250,000	223,105	0.70%	03/31/2027
<b>US Treasury Subtotal</b>		<b>1,697,325</b>	<b>1,750,000</b>	<b>1,610,845</b>		
<b>Total Portfolio</b>		<b>\$ 97,579,688</b>	<b>\$ 97,695,033</b>	<b>\$ 94,249,613</b>		

**TREASURER'S REPORT**

City of Upland - Successor Agency - Public Financing Authority

**Investment Portfolio**

**For Period Ended  
February 29, 2024**

<b>February 29, 2024</b>	<b>Market Value</b>	<b>Availability</b>	<b>No. of days until maturity</b>	<b>Weight</b>	<b>Days to maturity weighted average</b>	<b>Total by maturity</b>
Petty Cash	34,100	2/29/2024	0	0.0%	-	
Checking Account	6,921,868	3/1/2024	1	4.8%	0.05	
Successor Agency	330,973	3/1/2024	1	0.2%	-	
<b>Total Bank Accounts</b>	<b>7,286,941</b>					7,286,941
<b>State Local Agency Investment Fund</b>	<b>10,179,928</b>	3/1/2024	1	7.1%	0.07	10,179,928
<b>California Asset Management Plan</b>	<b>31,221,545</b>	2/29/2024	0	21.8%	-	31,221,545
Cash	5,000,000	2/29/2024	0	3.5%	-	
First American Govt OB Fund-Y	1,264,033	3/1/2024	1	0.9%	0.01	
<b>Money Market Accounts</b>	<b>6,264,033</b>					6,264,033
Federal Home Ln Bks DEB	768,645	3/22/2024	22	0.5%	0.12	
Federal Home Ln Bks DEB	498,320	3/28/2024	28	0.3%	0.10	
<b>Government Securities</b>	<b>1,266,965</b>					1,266,965
Bank Hapoalim CD	234,579	3/25/2024	25	0.2%	0.04	
<b>Negotiable Certificates of Deposit</b>	<b>234,579</b>					234,579
						<b>56,453,990</b>
						<b>1 - 30 days</b>
Celtic Bank CD	249,123	4/2/2024	33	0.2%	0.06	
UBS Bank USA CD	249,483	4/3/2024	34	0.2%	0.06	
American First CU CD	247,804	4/26/2024	57	0.2%	0.10	
<b>Negotiable Certificates of Deposit</b>	<b>746,409</b>					746,409
						<b>746,409</b>
						<b>31 - 60 days</b>
Federal Home Ln Corp MTN	1,479,315	6/10/2024	102	1.0%	1.06	
Federal Home Ln Bks DEB	492,750	6/28/2024	120	0.3%	0.41	
<b>Government Securities</b>	<b>1,972,065</b>					1,972,065
Morgan Stanley Private Bank CD	248,863	5/2/2024	63	0.2%	0.11	
Evergreen Bank Group CD	246,943	5/28/2024	89	0.2%	0.15	
Western CD	236,905	6/5/2024	97	0.2%	0.16	
Jovia Financial FCU CD	247,399	6/7/2024	99	0.2%	0.17	
CIBC Bank USA CD	236,844	6/13/2024	105	0.2%	0.17	
<b>Negotiable Certificates of Deposit</b>	<b>1,216,953</b>					1,216,953
						<b>3,189,018</b>
						<b>61 - 120 days</b>
Mountain Pac Bk CD	236,818	7/19/2024	141	0.2%	0.23	
Wells Fargo Bk CD	236,912	7/24/2024	146	0.2%	0.24	
Bluepeak CU CD	150,149	7/25/2024	147	0.1%	0.15	
Bank Hope CD	242,891	8/12/2024	165	0.2%	0.28	
<b>Negotiable Certificates of Deposit</b>	<b>866,769</b>					866,769
Klamath Trinity CA	24,596	8/1/2024	154	0.0%	0.03	
<b>Municipal Bonds</b>	<b>24,596</b>					24,596
						<b>866,769</b>
						<b>121 - 180 days</b>
Federal Home Ln Bks DEB	1,220,525	9/30/2024	214	0.9%	1.83	
Federal Home Ln Corp MTN	1,457,280	9/30/2024	214	1.0%	2.18	
Federal Farm Credit Bks DEB	1,438,320	1/27/2025	333	1.0%	3.35	
Federal Farm Credit Bks DEB	1,433,730	2/28/2025	365	1.0%	3.66	
<b>Government Securities</b>	<b>5,549,855</b>					5,549,855
First Farmers Bank & Trust CD	230,963	9/4/2024	188	0.2%	0.30	
The Bank of the Valley CD	243,123	9/30/2024	214	0.2%	0.36	
Pentagon FCU CD	244,158	9/30/2024	214	0.2%	0.37	
Fifth Third Bank CD	236,389	10/17/2024	231	0.2%	0.38	

**TREASURER'S REPORT**

City of Upland - Successor Agency - Public Financing Authority

**Investment Portfolio**

**For Period Ended  
February 29, 2024**

<b>February 29, 2024</b>	<b>Market Value</b>	<b>Availability</b>	<b>No. of days until maturity</b>	<b>Weight</b>	<b>Days to maturity weighted average</b>	<b>Total by maturity</b>
Pacific Western Bank CD	243,122	11/12/2024	257	0.2%	0.44	
Magnolia Bank Inc CD	241,455	11/25/2024	270	0.2%	0.46	
InFirst FCU CD	243,151	11/27/2024	272	0.2%	0.46	
State Bank of India CD	244,480	11/27/2024	272	0.2%	0.47	
Manufacturers Traders Trust Co CD	243,641	12/9/2024	284	0.2%	0.48	
Keypoint CU CD	248,565	12/27/2024	302	0.2%	0.53	
WebBank Salt CD	239,814	12/30/2024	305	0.2%	0.51	
Arsenal CU CD	248,042	1/25/2025	331	0.2%	0.57	
Spokane Teachers CD	249,369	1/28/2025	334	0.2%	0.58	
Enerbank USA CD	242,748	1/29/2025	335	0.2%	0.57	
Merrick Bank CD	242,638	1/31/2025	337	0.2%	0.57	
General Electric CU CD	249,925	2/14/2025	351	0.2%	0.61	
Insight CU CD	250,050	2/27/2025	364	0.2%	0.64	
<b>Negotiable Certificates of Deposit</b>	<b>4,141,631</b>					<b>4,141,631</b>
						<b>9,691,486</b>
						<b>181 - 1 year</b>
Federal Farm Credit Bks DEB	1,051,589	3/17/2025	382	0.7%	2.81	
Federal Farm Credit Bks DEB	1,048,564	3/24/2025	389	0.7%	2.85	
Federal Farm Credit Bks DEB	1,431,330	4/7/2025	403	1.0%	4.04	
Federal Farm Credit Bks DEB	1,192,813	6/23/2025	480	0.8%	4.01	
Federal Farm Credit Bks DEB	949,120	6/30/2025	487	0.7%	3.23	
Federal Farm Credit Bks DEB	1,417,815	7/22/2025	509	1.0%	5.05	
Federal Home Ln Bks DEB	1,490,445	8/15/2025	533	1.0%	5.56	
Federal Farm Credit Bks DEB	1,408,800	9/8/2025	557	1.0%	5.49	
Federal National Mortgage Assoc	1,403,580	9/30/2025	579	1.0%	5.69	
Federal Home Ln Corp MTN	1,868,660	10/20/2025	599	1.3%	7.83	
Tennessee Valley Authority DEB	771,608	11/1/2025	611	0.5%	3.30	
Federal Home Ln Corp MTN	1,397,970	11/12/2025	622	1.0%	6.08	
Federal Home Ln Corp	1,397,970	11/12/2025	622	1.0%	6.08	
Federal Home Ln Corp MTN	1,405,620	12/22/2025	662	1.0%	6.51	
Federal Home Ln Corp MTN	1,403,175	12/30/2025	670	1.0%	6.58	
Federal Home Ln Bks DEB	1,852,920	1/28/2026	699	1.3%	9.06	
Federal Farm Credit Bks DEB	1,843,000	2/12/2026	714	1.3%	9.21	
Federal Home Ln Bks DEB	1,494,495	2/17/2026	719	1.0%	7.52	
Federal National Mortgage Assoc MTN	1,248,250	2/24/2026	726	0.9%	6.34	
Federal Farm Credit Bks DEB	927,560	2/26/2026	728	0.6%	4.72	
Federal Farm Credit Bks DEB	925,900	2/26/2026	728	0.6%	4.72	
<b>Government Securities</b>	<b>27,931,183</b>					<b>27,931,183</b>
Poppy Bank CD	219,872	3/18/2025	383	0.2%	0.59	
Medallion Bank CD	240,415	3/27/2025	392	0.2%	0.66	
Industrial Commercial Bank China CD	238,125	3/31/2025	396	0.2%	0.66	
Partners Bank of California CD	239,495	4/2/2025	398	0.2%	0.67	
Souther States Bank CD	247,613	4/14/2025	410	0.2%	0.71	
1st Security Bank of Washington CD	237,193	4/16/2025	412	0.2%	0.68	
Third Federal Savings & Loan CD	237,733	5/23/2025	449	0.2%	0.75	
Liberty FED CD	248,548	6/9/2025	466	0.2%	0.81	
Southeast Bank CD	236,038	6/17/2025	474	0.2%	0.78	
Connexus CU CD	250,800	6/23/2025	480	0.2%	0.84	
Tandem Bank CD	236,693	6/23/2025	480	0.2%	0.79	
Meritrust FCU MTN CD	220,037	6/30/2025	487	0.2%	0.75	
New York Community Bank CD	235,840	7/1/2025	488	0.2%	0.81	
Technology CU CD	248,104	7/21/2025	508	0.2%	0.88	
Ideal CU CD	123,481	8/29/2025	547	0.1%	0.47	
Live Oak Banking Company CD	234,068	9/16/2025	565	0.2%	0.93	
BMW Bank North America CD	233,805	9/25/2025	574	0.2%	0.94	
California CD	253,308	10/27/2025	606	0.2%	1.07	
JPMorgan Chase Bank CD	232,700	11/10/2025	620	0.2%	1.01	
Greenstate CU CD	233,905	11/24/2025	634	0.2%	1.04	
Chartway FCU CD	249,272	12/16/2025	656	0.2%	1.14	
Alabama CU CD	251,320	12/22/2025	662	0.2%	1.16	
Ally Bank Utah	249,440	12/22/2025	662	0.2%	1.16	
First Carolina Bank CD	231,560	12/23/2025	663	0.2%	1.07	
Communitywide FCU CD	249,855	1/6/2026	677	0.2%	1.18	
Popular Bank CD	247,195	1/8/2026	679	0.2%	1.17	
City National Bank CD	248,335	1/12/2026	683	0.2%	1.19	

**TREASURER'S REPORT**

City of Upland - Successor Agency - Public Financing Authority

**Investment Portfolio**

**For Period Ended  
February 29, 2024**

<b>February 29, 2024</b>	<b>Market Value</b>	<b>Availability</b>	<b>No. of days until maturity</b>	<b>Weight</b>	<b>Days to maturity weighted average</b>	<b>Total by maturity</b>	
Federal Home Ln MTG	1,247,125	1/27/2026	698	0.9%	6.09		
USAlliance FCU CD	93,856	1/28/2026	699	0.1%	0.46		
Burke Herbert Finanical Services CD	249,045	2/13/2026	715	0.2%	1.25		
A+ FCU CD	250,048	2/17/2026	719	0.2%	1.26		
Freedom Bk of Virginai CD	249,998	2/17/2026	719	0.2%	1.26		
<b>Negotiable Certificates of Deposit</b>	<b>8,464,818</b>						8,464,818
US Treasury Note	1,387,740	12/31/2025	671	1.0%	6.51		
<b>US Treasury</b>	<b>1,387,740</b>						1,387,740
Klamath Trinity CA	29,058	8/1/2025	519	0.0%	0.11		
San Bernardino CA	282,852	8/1/2025	519	0.2%	1.03		
Riverside Cnty CA	964,430	2/15/2026	717	0.7%	4.84		
<b>Municipal Bonds</b>	<b>1,276,340</b>						1,276,340
							<b>39,060,081</b>
							<b>1- 2 years</b>
Federal Farm Credit Bks DEB	750,360	4/10/2026	771	0.5%	4.05		
Federal Farm Credit Bks DEB	1,232,582	4/29/2026	790	0.9%	6.81		
Federal Farm Credit Bks DEB	1,405,110	5/12/2026	803	1.0%	7.89		
Federal Farm Credit Bks DEB	1,885,460	5/27/2026	818	1.3%	10.79		
Federal Farm Credit Bks DEB	1,378,050	7/20/2026	872	1.0%	8.41		
Federal Farm Credit Bks DEB	1,141,138	10/7/2026	951	0.8%	7.59		
Federal Farm Credit Bks DEB	1,465,232	10/26/2026	970	1.0%	9.94		
Federal Farm Credit Bks DEB	1,269,156	10/27/2026	971	0.9%	8.62		
Federal Farm Credit Bks DEB	1,368,285	11/24/2026	999	1.0%	9.56		
Federal Home Ln Corp MTN	1,888,860	11/24/2026	999	1.3%	13.20		
<b>Government Securities</b>	<b>13,784,233</b>						13,784,233
Connex CU CD	253,608	3/18/2026	748	0.2%	1.33		
Union Bank CD	230,138	3/19/2026	749	0.2%	1.21		
Vibrant CU CD	251,375	3/20/2026	750	0.2%	1.32		
Clearpath FCU CD	250,123	4/27/2026	788	0.2%	1.38		
American Equity Bank CD	229,398	5/27/2026	818	0.2%	1.31		
Global FCU CD	250,460	6/16/2026	838	0.2%	1.47		
Dort FCU CD	252,220	6/22/2026	844	0.2%	1.49		
Solarity CU CD	250,802	6/23/2026	845	0.2%	1.48		
Toyota Financial Savings Bank CD	228,051	7/29/2026	881	0.2%	1.41		
Gesa CU CD	254,340	7/31/2026	883	0.2%	1.57		
Continental Bank CD	227,475	8/24/2026	907	0.2%	1.44		
FirstBank of Nebraska CD	225,496	8/27/2026	910	0.2%	1.44		
NBC Bancorp Inc CD	250,549	9/14/2026	928	0.2%	1.63		
Red Crown Fed CD	205,002	10/13/2026	957	0.1%	1.37		
Empower FCU CD	256,723	10/23/2026	967	0.2%	1.74		
Texas Exchange Bank CD	228,716	11/13/2026	988	0.2%	1.58		
Malaga Bank CD	227,635	11/19/2026	994	0.2%	1.58		
BankUnited NA CD	229,767	12/8/2026	1013	0.2%	1.63		
Capital One NA CD	230,083	12/8/2026	1013	0.2%	1.63		
Milestone Bk CD	244,783	12/15/2026	1020	0.2%	1.75		
People's Bank CD	248,520	1/12/2027	1048	0.2%	1.82		
1st Source Bank CD	250,118	1/19/2027	1055	0.2%	1.85		
Baxter CU CD	251,720	1/25/2027	1061	0.2%	1.87		
<b>Negotiable Certificates of Deposit</b>	<b>5,527,101</b>						5,527,101
San Bernardino CA	228,768	8/1/2026	884	0.2%	1.41		
<b>Municipal Bonds</b>	<b>228,768</b>						228,768
							<b>19,540,101</b>
							<b>2- 3 years</b>
Federal Home Ln Bks DEB	938,510	3/30/2027	1125	0.7%	7.39		
Federal Home Ln Bks DEB	591,144	4/21/2027	1147	0.4%	4.74		
Federal Home Ln M C MTN	996,400	5/17/2027	1173	0.7%	8.18		
Federal Home Ln Bks DEB	989,020	6/11/2027	1198	0.7%	8.29		
Federal Home Ln Bks DEB	1,480,365	2/16/2028	1448	1.0%	15.00		
Federal Home Ln Bks DEB	598,626	2/22/2028	1454	0.4%	6.09		
<b>Government Securities</b>	<b>5,594,065</b>						5,594,065

**TREASURER'S REPORT**

City of Upland - Successor Agency - Public Financing Authority

**Investment Portfolio**

**For Period Ended  
February 29, 2024**

<b>February 29, 2024</b>	<b>Market Value</b>	<b>Availability</b>	<b>No. of days until maturity</b>	<b>Weight</b>	<b>Days to maturity weighted average</b>	<b>Total by maturity</b>
Generations Bank C D	241,903	5/6/2027	1162	0.2%	1.97	
Essential CU CD	254,030	6/15/2027	1202	0.2%	2.14	
First Technology FCU CD	244,944	8/5/2027	1253	0.2%	2.15	
Optum Bank Draper CD	248,292	9/13/2027	1292	0.2%	2.24	
Preferred CU CD	257,015	9/15/2027	1294	0.2%	2.33	
Iriquois Fed CD	253,567	9/17/2027	1296	0.2%	2.30	
True Sky Credit CD	253,130	11/30/2027	1370	0.2%	2.43	
Rogue CU CD	250,208	12/23/2027	1393	0.2%	2.44	
Fahey Banking Co CD	248,113	1/12/2028	1413	0.2%	2.45	
Freedom Northwest CD	249,110	1/19/2028	1420	0.2%	2.47	
Amoco FCU CD	249,334	2/8/2028	1440	0.2%	2.51	
<b>Negotiable Certificates of Deposit</b>	<b>2,749,643</b>					<b>2,749,643</b>
US Treasury Note	223,105	3/31/2027	1126	0.2%	1.76	
<b>US Treasury</b>	<b>223,105</b>					<b>223,105</b>
						<b>8,566,813</b>
						<b>3- 4 years</b>
Federal Home Ln Bks DEB	2,009,540	9/8/2028	1653	1.4%	23.24	
Federal Farm Credit Bks DEB	998,160	12/15/2028	1751	0.7%	12.23	
<b>Government Securities</b>	<b>3,007,700</b>					<b>3,007,700</b>
Customers Bank CD	260,298	6/14/2028	1567	0.2%	2.85	
TTCU Federal CU CD	259,300	7/26/2028	1609	0.2%	2.92	
Tucson FCU CD	259,585	9/8/2028	1653	0.2%	3.00	
American Exp CD	255,340	9/13/2028	1658	0.2%	2.96	
Discover Bank CD	255,983	9/18/2028	1663	0.2%	2.98	
Southern First CD	252,699	10/17/2028	1692	0.2%	2.99	
City FCU Tax CD	247,860	1/12/2029	1779	0.2%	3.08	
<b>Negotiable Certificates of Deposit</b>	<b>1,791,063</b>					<b>1,791,063</b>
						<b>4,798,763</b>
						<b>4- 5 years</b>
<b>Total Investments</b>	<b>\$ 142,938,026</b>			<b>100%</b>	<b>\$ 443</b>	<b>142,913,430</b>
			Average Maturity in Days		443	
			Average Maturity in Years:		1	

**TREASURER'S REPORT**

City of Upland - Successor Agency - Public Financing Authority

**CA Government Code Section 53607**

**For Period Ended  
February 29, 2024**

<u>Investment Name</u>	<u>CUSIP ID</u>	<u>Issue Date</u>	<u>Cost</u>	<u>Par Value</u>	<u>Market Value</u>	<u>Maturity Date</u>
<b><u>Sales &amp; Maturities</u></b>						
Financial Partners CU CD	31762FAB5	2/10/2023	248,000.00	248,000.00	247,975.20	2/9/2024
Local Government FCU CD	53955LAB3	2/10/2023	225,000.00	225,000.00	224,970.75	2/12/2024
Luana Savings Bank CD	549104RT6	8/14/2020	250,000.00	250,000.00	249,535.00	2/14/2024
<b>Sales &amp; Maturities Subtotal</b>			<b>723,000.00</b>	<b>723,000.00</b>	<b>722,480.95</b>	

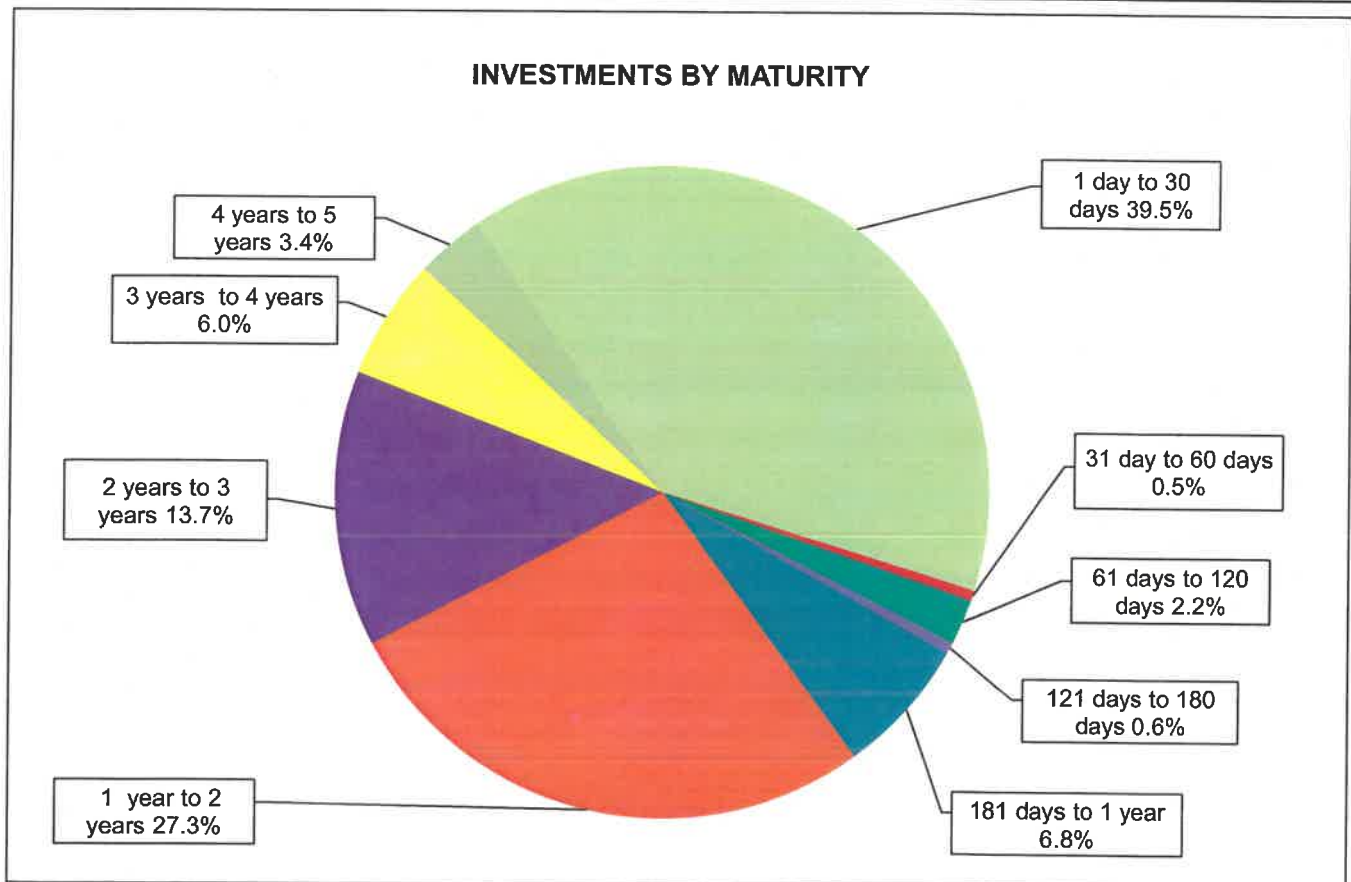
**TREASURER'S REPORT**

City of Upland - Successor Agency - Public Financing Authority

**Maturities in Thousands of Dollars**

**For Period Ended  
February 29, 2024**

Investment Portfolio	1 day to 30 days	31 day to 60 days	61 days to 120 days	121 days to 180 days	181 days to 1 year	1 year to 2 years	2 years to 3 years	3 years to 4 years	4 years to 5 years
State Local Agency Investment Fund	10,180	-	-	-	-	-	-	-	-
California Asset Management Plan	31,222	-	-	-	-	-	-	-	-
Bank Accounts and Change Funds	7,287	-	-	-	-	-	-	-	-
Negotiable Certificates of Deposit	235	746	1,217	867	4,142	8,465	5,527	2,750	1,791
Government Securities	1,267	-	1,972	-	5,550	27,931	13,784	5,594	3,008
Money Market Fund	6,264	-	-	-	-	-	-	-	-
Municipal Bonds	-	-	-	-	-	1,276	229	-	-
US Treasury	-	-	-	-	-	1,388	-	223	-
<b>Total Cash and Investments</b>	<b>56,454</b>	<b>746</b>	<b>3,189</b>	<b>867</b>	<b>9,691</b>	<b>39,060</b>	<b>19,540</b>	<b>8,567</b>	<b>4,799</b>
<b>Percentage</b>	<b>39.5%</b>	<b>0.5%</b>	<b>2.2%</b>	<b>0.6%</b>	<b>6.8%</b>	<b>27.3%</b>	<b>13.7%</b>	<b>6.0%</b>	<b>3.4%</b>



**TREASURER'S REPORT**

City of Upland - Successor Agency - Public Financing Authority  
**Bank Accounts and Change Funds**

**For Period Ended  
February 29, 2024**

<u>Account Name</u>	<u>Institution</u>	<u>Insured Deposits</u>	<u>Collateralized Deposits</u>	<u>Total Deposits</u>
Petty Cash City of Upland	City of Upland	\$ -	\$ 34,100	\$ 34,100
City of Upland Payroll Zero Balance Account	Chase	-	-	-
City of Upland Checking Account	Chase	250,000	6,671,868	6,921,868
City of Upland Successor Agency	Chase	250,000	80,973	330,973
	<b>Totals</b>	<b>\$ 500,000</b>	<b>\$ 6,786,941</b>	<b>\$ 7,286,941</b>

**TREASURER'S REPORT**

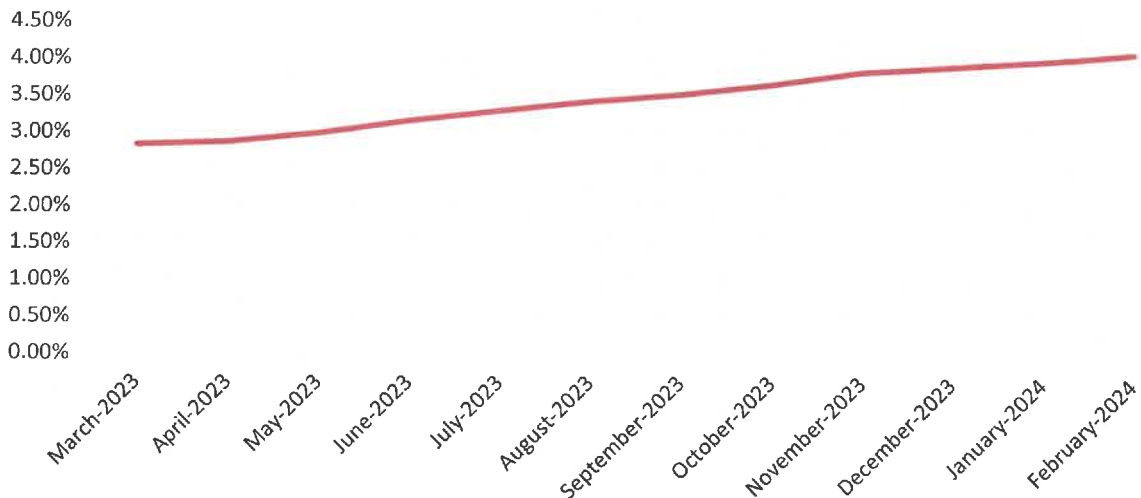
City of Upland - Successor Agency - Public Financing Authority

**State Local Agency Investment Fund**

**For 12 Month Period Ended  
February 29, 2024**

<b>Month</b>	<b>Yield</b>
March-2023	2.83%
April-2023	2.87%
May-2023	2.99%
June-2023	3.17%
July-2023	3.31%
August-2023	3.43%
September-2023	3.53%
October-2023	3.67%
November-2023	3.84%
December-2023	3.93%
January-2024	4.01%
February-2024	4.12%

**Average Yield On Investment Portfolio**



**TREASURER'S REPORT**  
 City of Upland - Successor Agency - Public Financing Authority  
 Investment Summary  
 February 29, 2024


	March-2023	April-2023	May-2023	June-2023	July-2023	August-2023	September-2023	October-2023	November-2023	December-2023	January-2024
<b>Investment Portfolio</b>											
State Local Agency Investment Fund (LAIF)	8,426,781	3,821,938	3,619,024	4,993,829	5,023,403	5,063,212	3,065,740	1,115,944	1,118,938	6,112,217	6,140,634
California Asset Management Plan (CAMP)	14,274,817	14,332,982	22,397,056	25,098,674	30,230,929	30,572,628	30,511,128	30,655,126	30,795,733	30,940,951	31,086,004
Negotiable Certificates of Deposit	17,446,118	17,976,077	17,397,614	19,841,577	19,841,577	22,273,062	23,734,007	24,947,630	25,067,720	24,049,279	26,489,593
Money Market Fund	1,232,406	1,800,250	6,476,120	3,094,006	544,366	3,331,015	1,416,006	373,395	1,534,652	1,160,163	292,728
Municipal Bonds	1,545,096	1,538,807	1,538,807	1,532,380	1,535,585	1,497,757	1,494,993	1,497,169	1,510,198	1,524,299	1,534,972
Government Agency Securities	58,556,799	58,523,682	58,156,119	58,931,606	59,305,626	57,908,782	58,260,760	58,443,604	58,090,656	60,417,271	59,328,194
Corporate Bonds	-	-	-	-	-	-	-	-	-	-	-
US Treasury	1,367,220	1,372,680	2,350,895	2,561,888	2,569,213	1,577,943	1,573,238	1,576,070	1,595,435	1,614,818	1,619,928
<b>Total Investments</b>	<b>102,848,167</b>	<b>99,076,407</b>	<b>111,836,644</b>	<b>116,643,930</b>	<b>121,482,183</b>	<b>122,026,498</b>	<b>120,059,871</b>	<b>118,608,939</b>	<b>119,703,332</b>	<b>125,818,997</b>	<b>126,492,053</b>
<b>Weighted Average Days to Maturity</b>	<b>668.55</b>	<b>631.55</b>	<b>526.34</b>	<b>508.51</b>	<b>532.00</b>	<b>529.41</b>	<b>563.07</b>	<b>559.72</b>	<b>569.72</b>	<b>506.90</b>	<b>491.11</b>
<b>Blended Yield:</b>	<b>2.19%</b>	<b>2.21%</b>	<b>2.52%</b>	<b>2.42%</b>	<b>2.58%</b>	<b>2.93%</b>	<b>3.01%</b>	<b>3.02%</b>	<b>3.02%</b>	<b>3.08%</b>	<b>3.05%</b>
<b>Cash</b>											
Bank Accounts and Change of Funds	6,695,608	13,639,754	15,519,957	19,573,164	7,875,465	3,307,087	4,661,508	4,719,830	7,043,740	7,158,488	8,280,241
<b>Total Cash</b>	<b>6,695,608</b>	<b>13,639,754</b>	<b>15,519,957</b>	<b>19,573,164</b>	<b>7,875,465</b>	<b>3,307,087</b>	<b>4,661,508</b>	<b>4,719,830</b>	<b>7,043,740</b>	<b>7,158,488</b>	<b>8,280,241</b>
<b>Total Cash and Investments</b>	<b>109,543,775</b>	<b>112,716,161</b>	<b>127,356,601</b>	<b>136,217,094</b>	<b>129,357,648</b>	<b>125,333,584</b>	<b>124,727,379</b>	<b>123,328,768</b>	<b>126,747,072</b>	<b>132,977,485</b>	<b>134,772,294</b>
<b>PARS Investment Portfolio</b>											
115 Trust-CPFB Investment	1,724,852	1,737,104	1,720,017	1,790,155	1,818,663	1,783,295	1,717,318	1,722,469	1,722,469	1,872,798	1,877,589
115 Trust-Pension Investment	2,673,710	2,690,221	2,663,234	3,876,869	4,566,993	4,509,472	4,370,416	4,432,144	4,432,144	4,729,333	4,746,682
<b>Total Restricted Funds Held In Trust</b>	<b>4,398,562</b>	<b>4,427,325</b>	<b>4,383,251</b>	<b>5,667,024</b>	<b>6,385,657</b>	<b>6,292,767</b>	<b>6,087,734</b>	<b>6,154,613</b>	<b>6,154,613</b>	<b>6,602,071</b>	<b>6,624,271</b>
<b>Benchmarks:</b>											
LAIF	2.83%	2.87%	2.99%	3.17%	3.31%	3.43%	3.53%	3.67%	3.67%	3.93%	4.01%
CAMP	4.92%	5.07%	5.20%	5.27%	5.43%	5.54%	5.55%	5.55%	5.50%	5.55%	5.54%
2yr U.S. Treasury	4.06%	4.04%	4.20%	4.87%	4.89%	4.85%	4.60%	4.95%	4.73%	4.23%	4.27%
5yr U.S. Treasury	3.60%	3.51%	3.74%	4.13%	4.18%	4.23%	4.60%	4.67%	4.31%	3.84%	3.91%
<b>Restricted Funds with Fiscal Agent</b>											
WR Sys Lease Rev Ref Bonds 2011	15,643,806	15,500,784	15,500,848	15,500,914	15,500,977	15,501,043	16,509,197	15,501,173	15,501,239	15,501,303	15,501,369
WR Revenue Bonds 2022	48,960	0	0	0	0	0	73,960	10	25	25	25
Successor Agency TAN 2013 / TAN 2016- Me	2,256,134	2,256,143	2,256,143	2,256,162	2,256,172	2,892,444	10	10	10	10	10
Colonies CFD Area #1 2012	-	-	-	-	-	-	585,586	585,588	585,591	585,593	585,595
Colonies CFD Area #2 2015	908,787	908,791	1,640,511	1,640,517	1,640,523	1,640,530	1,526,980	1,526,986	1,526,988	1,526,989	
Upland 54 CFD 2004	2,006,596	2,006,605	2,615,766	2,615,776	2,615,787	2,615,798	1,666,186	1,666,188	1,666,188	1,666,188	
Sycamore Hills CFD 2015-1	197,826	197,827	261,004	1,076,848	261,004	261,005	737,782	737,786	737,789	737,792	
Sycamore Hills CFD 2016-1 Area #1	882,152	882,155	1,076,844	1,076,848	1,076,852	1,102,087	571,804	574,056	576,398	578,670	
Harvest at Upland CFD 2016-1 Area #2	711,689	714,159	880,929	893,973	897,321	904,297	2,289,308	2,289,318	2,289,328	2,289,337	
Sycamore Hills CFD 2015-1-2	2,426,586	2,426,606	2,685,079	2,685,089	2,685,100	2,685,112	4,029,216	4,007,837	4,023,801	4,039,244	
<b>Total Restricted Funds</b>	<b>5,312,540</b>	<b>4,282,583</b>	<b>35,493,019</b>	<b>35,483,921</b>	<b>32,061,765</b>	<b>32,765,574</b>	<b>27,219,003</b>	<b>26,154,735</b>	<b>26,173,129</b>	<b>26,190,936</b>	<b>26,209,421</b>



City Clerk's Office  
Telephone 909-931-4120  
Facsimile 909-931-4123

## MEMORANDUM

---

TO: Daren Chan, Accounting Technician  
FROM: Keri Johnson, City Clerk   
DATE: March 26, 2024  
RE: City Council Action – Treasurer's Report

---

On March 25, 2024, the City Council received and filed the February 2024 Treasurer's Reports. Enclosed is the signed original Treasurer's report for filing and retention.

ENC